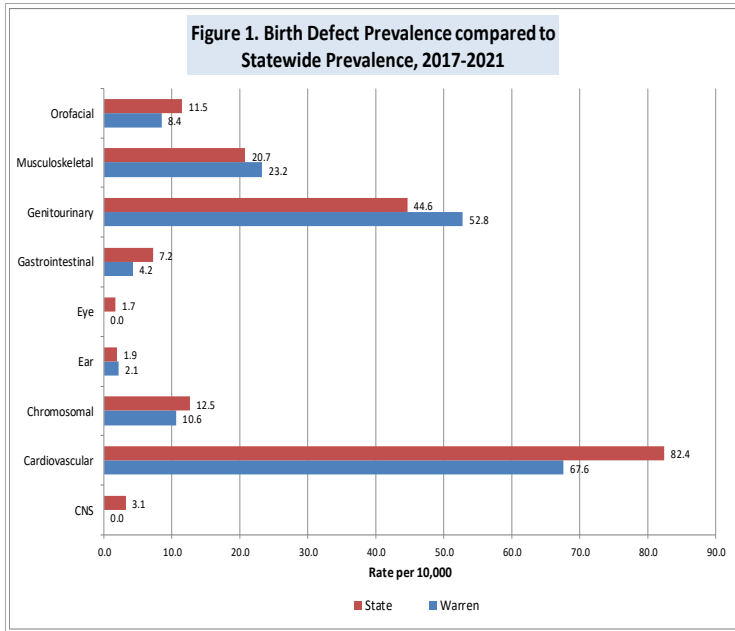
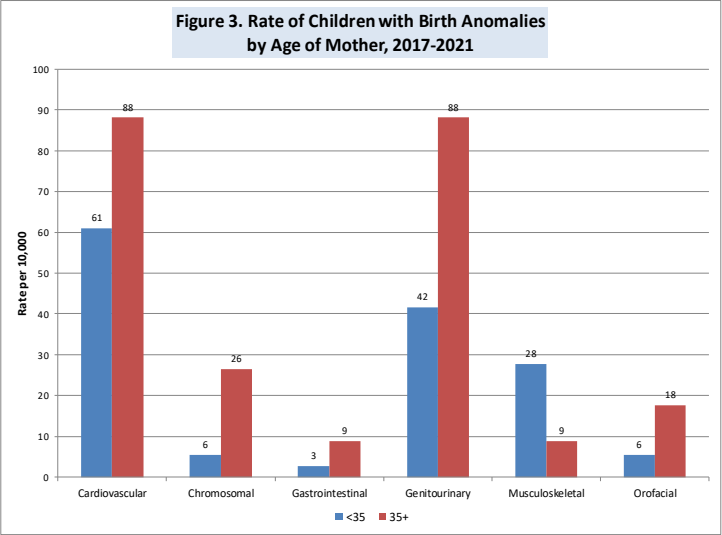
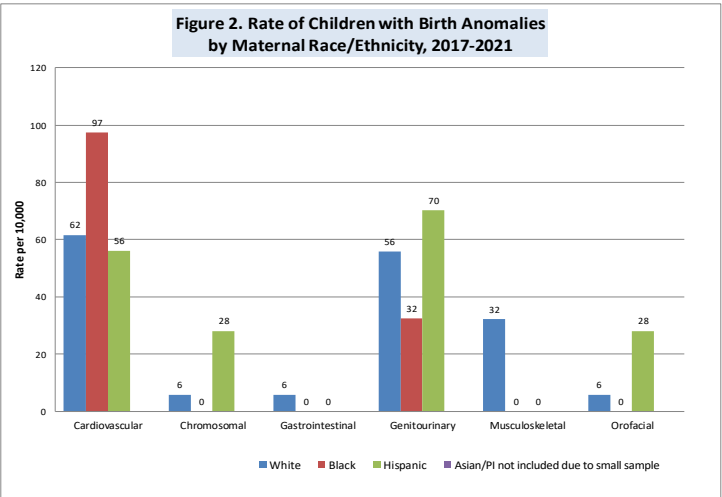


WARREN COUNTY

Warren County Child Profile 2017-2021

	Warren County	New Jersey
All live Birth		
Female	49.0%	48.7%
Male	51.0%	51.3%
Maternal race/ethnicity		
White, NH	71.9%	45.8%
Black, NH	6.5%	13.0%
Hispanic	15.0%	26.6%
Asian/PI, NH	3.0%	10.9%
Other, NH	3.6%	3.6%
Maternal age groups		
<20	2.2%	2.6%
20-24	11.5%	12.2%
25-29	27.5%	24.0%
30-34	34.8%	35.1%
35-39	20.0%	20.9%
40+	4.0%	5.2%



Summary of Findings:

Figure 1: Warren county has fewer cardiovascular birth defects compared to state average.

*See information page for definition of conditions and program details.
Based on New Jersey birth defect registry and electronic birth certificate data.